

# Micro-CT HA

**A Phantom for calibrating CT-values.  
The five inserts provide most  
favorable densities of  
hydroxyapatite (CaHA) for in-vivo or  
in-vitro micro-CT bone density**

The MicroCT-HA Phantom houses five cylindrical inserts containing various densities of Calcium hydroxyapatite (CaHA).

The phantom can be used for bone density calibration in micro-CT systems as well as high contrast resolution evaluations respectively. The standard phantom is scaled down from the diameter of an average human trunk (32 cm) to that of a fat mouse or lean rat (32 mm). Smaller models are also available to meet increasing requirements of advanced micro-CT systems.

## Specifications

All HA-Phantoms:

Base material ..... resin  
HA densities specified\* ..... 0, 50, 200, 800  
and 1200 mg HA/cm<sup>3</sup>

\*Actual values vary slightly with charge and will be specified for each delivered item.

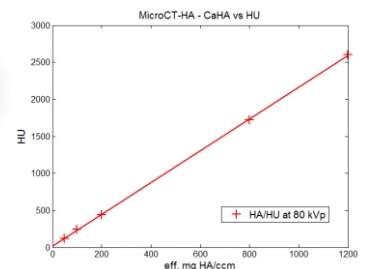
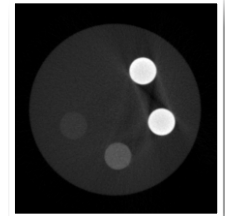
## Available Models (part number):

- MicroCT-HA D32 (Ø=32mm, Øi=5mm)
- MicroCT-HA D25 (Ø=25mm, Øi=5mm)
- MicroCT-HA D20 (Ø=20mm, Øi=2mm)
- MicroCT-HA D10 (Ø=10mm, Øi=2mm)
- MicroCT-HA D4.5 (Ø=4.5mm, Øi=0.8mm)


separate rods are available on demand.

## References:

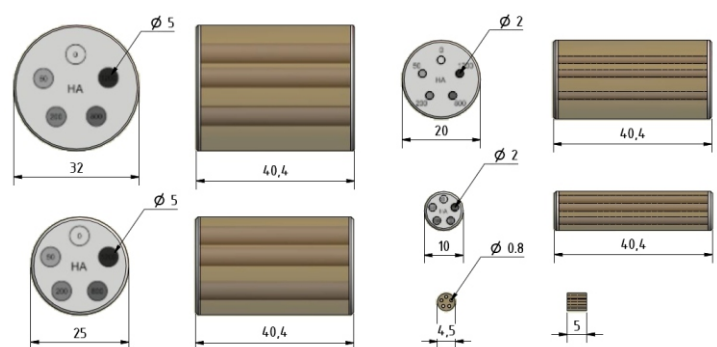
- [1] Kalender, W., Durkee, B., Langner, O., Stepina, E., Karolczak, M.: Comparative Evaluation: Acceptance Testing and Constancy Testing for Micro-CT Scanners.



Micro-CT HA Phantom D32 (32mm diameter)



5 different standard models available



Schematic drawing of the HA-Phantoms